

# Accommodation and Resident Types

There are 3 different residential types.

1. Short Stay

Within 90days

Tourist

2. Middle Stay

Over 90days to 1 year

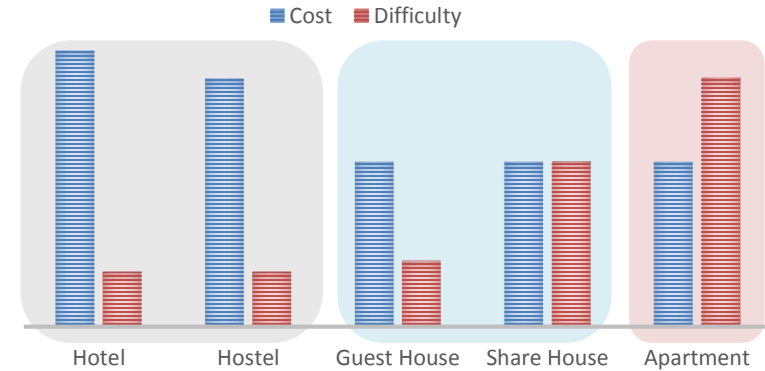
Non Resident

You are here

3. Long Stay

Over 1 year

Resident



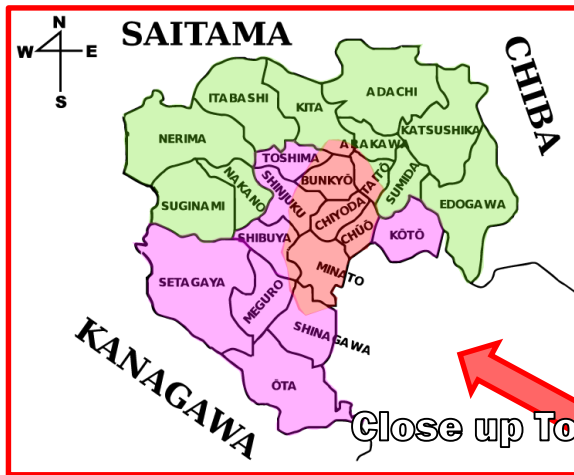
Guest houses and share houses target short to mid stay people so that they don't set high requirements.

They target long stay residents. Usually they require high initial costs and tenant screening.

Type		Deposit	Key Money	Common Service Fee	Utility Fee	Rent (per month)
Short Stay	Hotel	/	/	/	/	Over 200,000 Yen
	Hostel	/	/	/	/	Over 90,000
Mid-Long Stay	Guest House	Approx. 10,000 – 50,000	N/A	Approx. 2,000 – 15,000	Depending on how much you use	50,000 – 100,000
	Share House	Amount of 1 month rent	N/A			50,000 – 100,000
	Apartment	Amount of 1 -2 month rent	Amount of 1 month rent			40,000 – 100,000



# Geographic Overview



Close up Tokyo

It will take about 1 hour 30 min from Omiya campus to Toyosu or Shibaura Campus

Saitama Prefecture

- Higashi-Omiya
- Omiya

1 hour 30 min

Narita Airport

Tokyo

Shinjuku ●

● Ueno

Chiba Prefecture

Tamachi ●

● Tokyo

30 min ● Haneda Airport

Distance between Shibaura and Toyosu campus is about 30 min by train



Kanagawa Prefecture

● Yokohama

TOYOSU campus



OMIYA campus



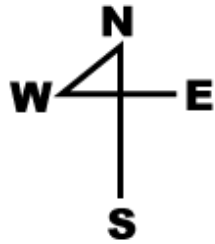
SHIBAURA campus



SHIBAURA INSTITUTE OF TECHNOLOGY

Established 1927

# Average Rent based on Areas in Tokyo



SAITAMA

Omiya Campus

CHIBA

**(Green Area)**

**Avg. 60,000 yen – 90,000 yen**

Green area is reasonable.  
The more outwards to outside of Tokyo, the cheaper their rent are.

**(Red Area)**

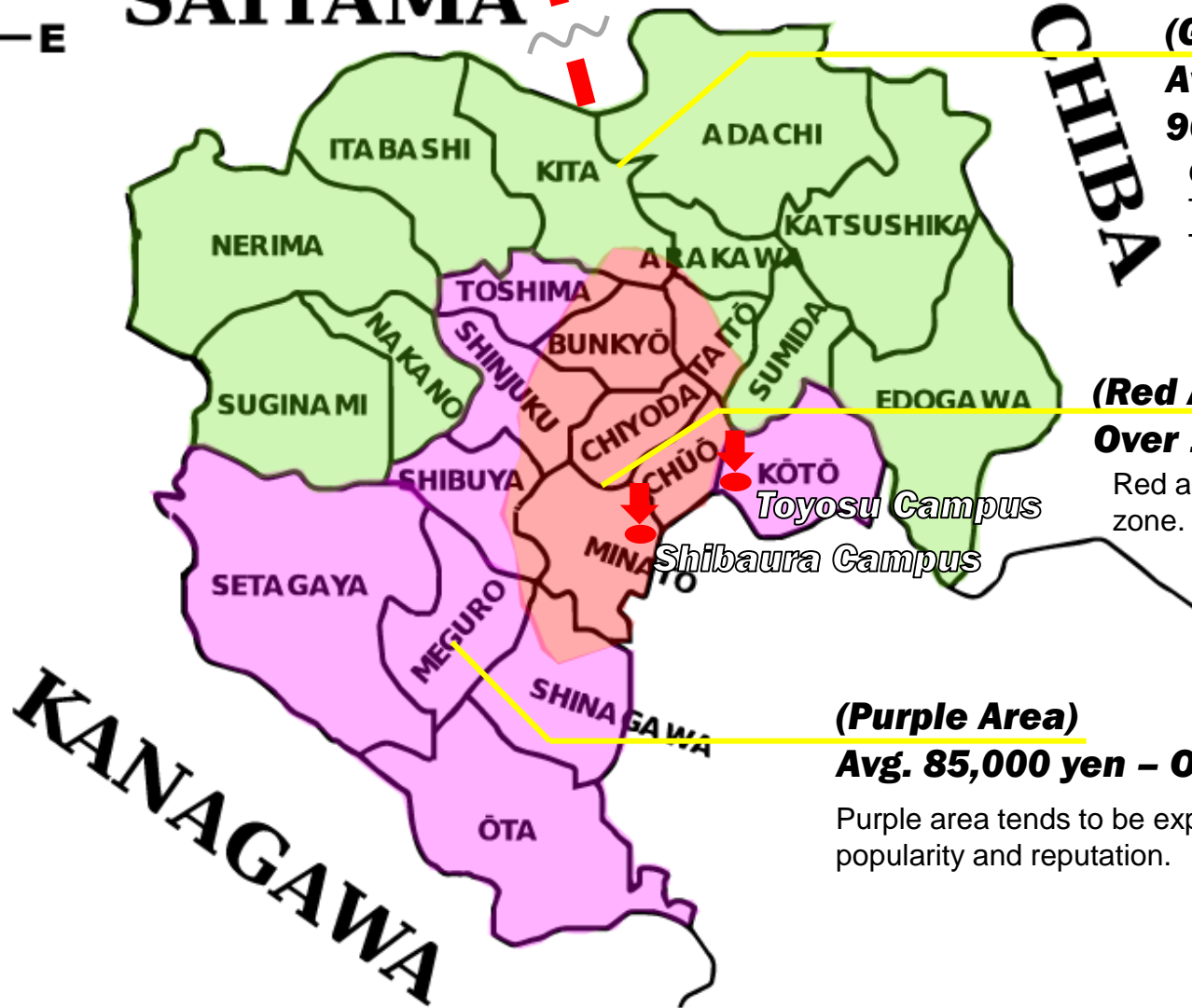
**Over 100,000 yen**

Red area is the most expensive zone. This is not realistic.

**(Purple Area)**

**Avg. 85,000 yen – Over 100,000 yen**

Purple area tends to be expensive because of the high popularity and reputation.



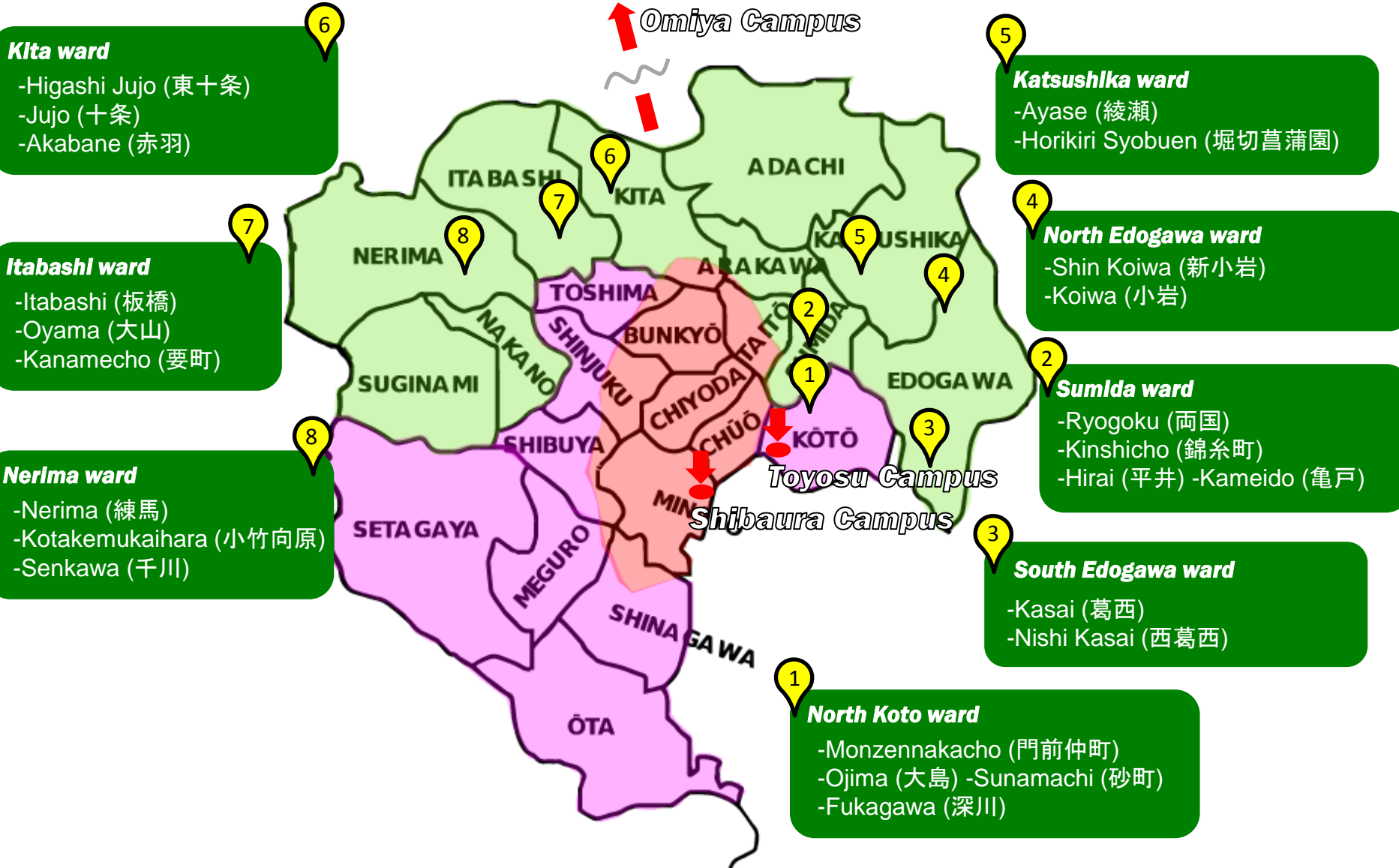
KANAGAWA



SHIBAURA INSTITUTE OF TECHNOLOGY

Established 1927

# Recommended Places in Tokyo





# Recommended Place Outside of Tokyo

## Saitama Prefecture

Center of Saitama prefecture is Omiya city. One of SIT campuses, Omiya campus, is located in Omiya city.

### Recommended places In Omiya prefecture

- Higashi Omiya (東大宮) -Omiya (大宮)
- Nishi Kawaguchi (西川口) -Warabi (蕨)
- Urawa (浦和) -Toda (戸田)

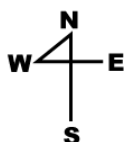
Basic average rent in Tokyo is very high. However, rent in places towards outside of Tokyo get cheaper and reasonable.

Omiya Campus

Places on the edge of Tokyo is recommended!

Saitama

Chiba



SAITAMA

CHIBA

Cheaper

Cheaper

## Chiba Prefecture

Northwest of Chiba prefecture touches northeast of Tokyo. It is convenient to commute to Toyosu and Shibaura campus.

### Recommended places In Chiba prefecture

- Maihama (舞浜) -Urayasu (浦安)
- Gyotoku (行徳) -Nishi Funabashi (西船橋)



SHIBAURA INSTITUTE OF TECHNOLOGY

Established 1927